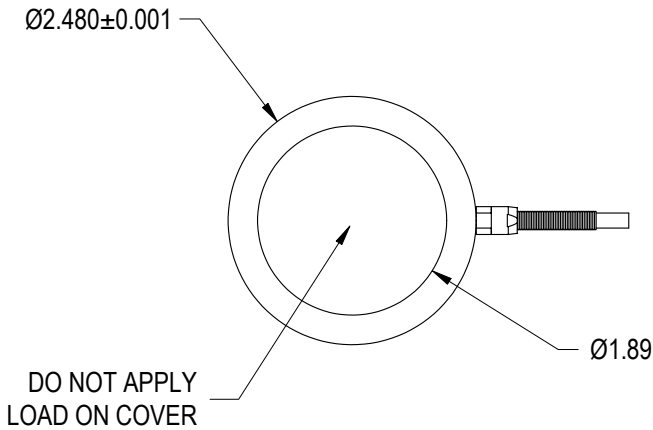
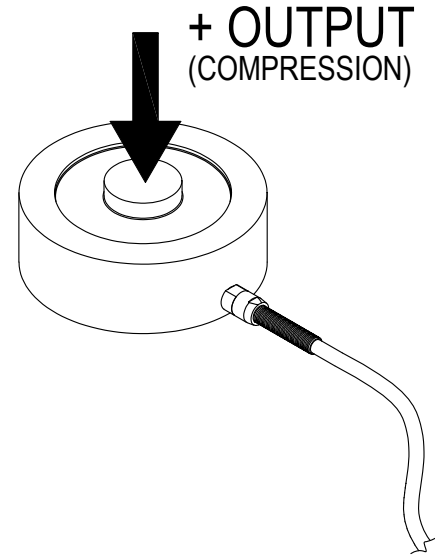
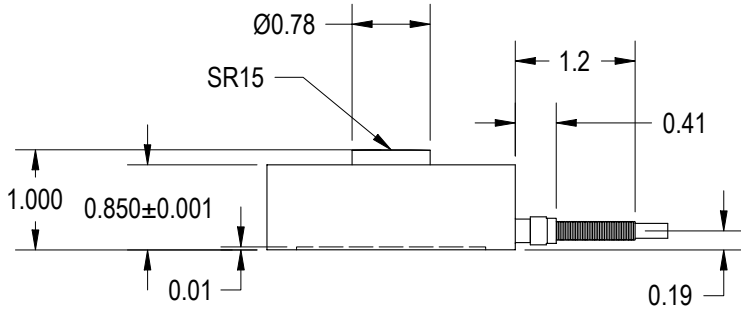


FUTEK MODEL QLA127

Special Load Button



INCH (mm)		R.O.= Rated Output	
WIRING CODE			
+Excitation	-Excitation	+Signal	-Signal
RED	BLACK	GREEN	WHITE



SPECIFICATIONS:

RATED OUTPUT	2.5 mV/V nom.
CAPACITY	50000 lb
SAFE OVERLOAD	150% of R.O.
ZERO BALANCE	±3% of R.O.
EXCITATION (VDC OR VAC)	18 MAX
BRIDGE RESISTANCE	700 Ω nom
NONLINEARITY	±2% of R.O.
HYSTERESIS	±2% of R.O.
NONREPEATABILITY	±0.5% of R.O.
TEMP. SHIFT ZERO	±0.02% of R.O./°F
TEMP. SHIFT SPAN	±0.02% of LOAD/°F
COMPENSATED TEMP.	60 to 270°F
OPERATING TEMP.	-60 to 270°F
MATERIAL	440C RC56-60

CABLE: #24 Awg 4 Conductor Braided Shielded Teflon Cable, 40 ft Long

DSPM Industria
sensori & trasduttori

Via Paolo Uccello 4 - 20148 Milano

Tel +39 02 48 0097 57 Fax +39 02 48 00 20 70 info@dspmindustria.it www.dspmindustria.it

MATERIAL:

—

HEAT TREATMENT - FINISH:

—

REVISIONS: (Refer to dwg # revision sheet)

- △ 7-9-03
- △ 7-10-03
- △ 8-14-03
- △ 4-22-04

OUTLINE DRAWING

STANDARD NOTES: (Unless Otherwise Specified)

- ALL DIMENSIONS ARE IN INCHES
- DRAWING INTERPRETATION DIMS. PER ASME-Y14.5M
- REMOVE BURRS AND BREAK SHARP EDGES .005 - .015
- THREADS PER HANDBOOK H-28
- DIMENSIONS ARE SHOWN AFTER PLATING

ANGLE:
±1/2°

CHAMFER:
±5°

TOLERANCE:
.XX ±.01
.XXX ±.005



This drawing is submitted solely for the information and exclusive use of the original addressee. It is not to be divulged in whole or in part, by any firm or individual without written permission from:

FUTEK
ADVANCED SENSOR TECHNOLOGY, INC.

CAGE: 1X8M6

MODEL: **QLA127**

DWG No.: **FO1003**

DRAWN BY: R. Walker

CHECKED BY: XXXXX

APPROVED BY: J. Vargas

DATE: **July 3, 2003**