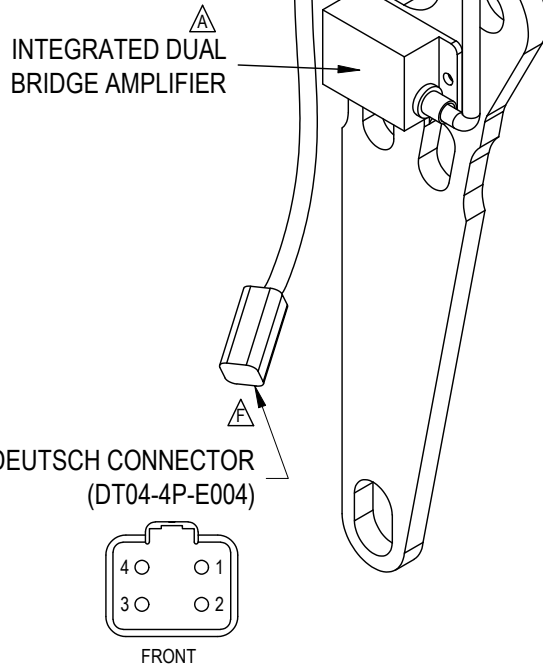
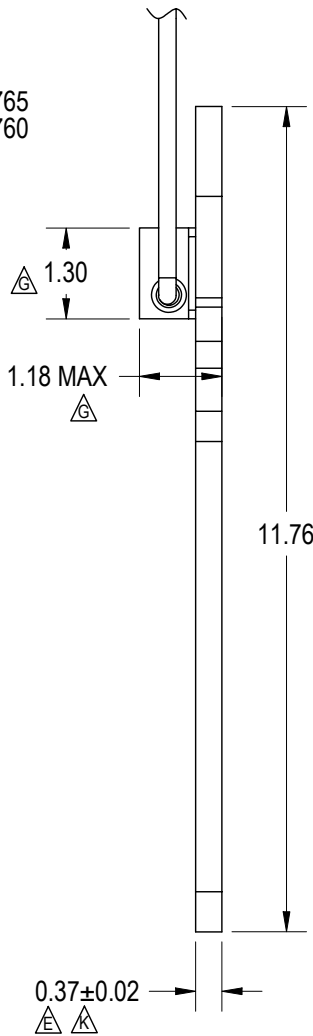
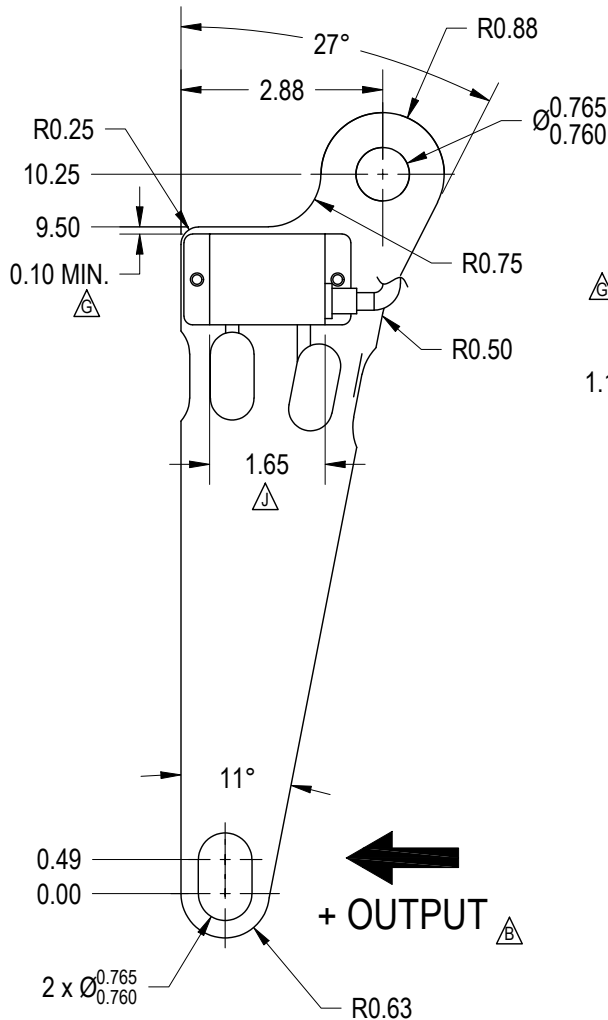


FUTEK MODEL QLA218

STOCK NUMBER: QSH00577-B \triangle

DUAL BRIDGE LOAD LINK W/ AMPLIFIED OUTPUT

INCH (mm)		R.O.= Rated Output	
CONNECTOR CODE			
9 TO 36 VDC	GND (POWER, OUTPUT)	OUTPUT (CH 1)	OUTPUT (CH 2)
1	2	3	4
RED	BLACK	GREEN	WHITE



SPECIFICATIONS:

CAPACITY	360 lb
OUTPUT	0.5 +/-0.2 to 4.3 +/-0.4 VDC \triangle
EXCITATION	9-36 VDC \triangle
OPERATING TEMP.	-40 to 185°F \triangle
WEIGHT	1.5 lb
MATERIAL	ALUMINUM
CABLE:	#18 AWG, 4 Conductor Cable, 14 in. Long. \triangle
Connector:	Deutsch Connector (DT04-4P-E004). \triangle

DSPM Industria*
sensori & trasduttori

Via Paolo Uccello 4 - 20148 Milano
Tel +39 02 48 009 757 Fax +39 02 48 002 070
info@dspmindustria.it www.dspmindustria.it

MATERIAL:

—

HEAT TREATMENT - FINISH:

—

REVISIONS: (Refer to dwg # revision sheet)

\triangle 09-24-04	\triangle 06-28-05	\triangle 05-09-06
\triangle 11-16-04	\triangle 08-10-05	\triangle 02-09-07
\triangle 11-16-04	\triangle 10-20-05	\triangle 07-25-08
\triangle 02-14-05	\triangle 10-28-05	

OUTLINE DRAWING

STANDARD NOTES: (Unless Otherwise Specified)

- ALL DIMENSIONS ARE IN INCHES
- DRAWING INTERPRETATION DIMS. PER ASME-Y14.5M
- REMOVE BURRS AND BREAK SHARP EDGES .005 - .015
- THREADS PER HANDBOOK H-28
- DIMENSIONS ARE SHOWN AFTER PLATING

3rd ANGLE PROJ.



ANGLE:
±1/2°

CHAMFER:
±5°

TOLERANCE:
.XX ±.01
.XXX ±.005

This drawing is submitted solely for the information and exclusive use of the original addressee. It is not to be divulged in whole or in part, by any firm or individual without written permission from:

FUTEK
ADVANCED SENSOR TECHNOLOGY, INC.

CAGE: 1X8M6

MODEL: **QLA218**

DRAWN BY: J. VARGAS

APPROVED BY: R. WALKER

DWG No.: **FO1071**

CHECKED BY: H. AU

DATE: **SEPT. 15, 2004**