

FUTEK MODEL QLA238 CUSTOM DONUT LOAD CELL

STOCK NUMBER: QSH00578 (Roller)

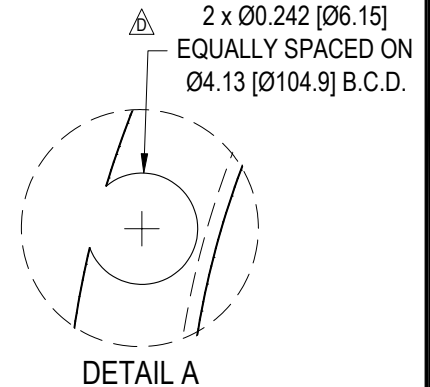
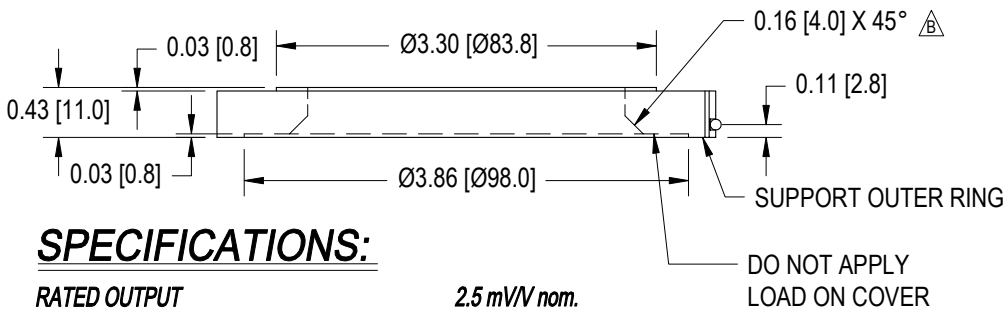
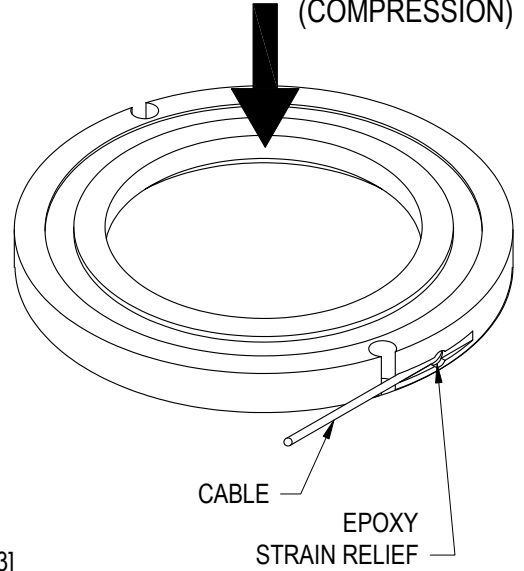
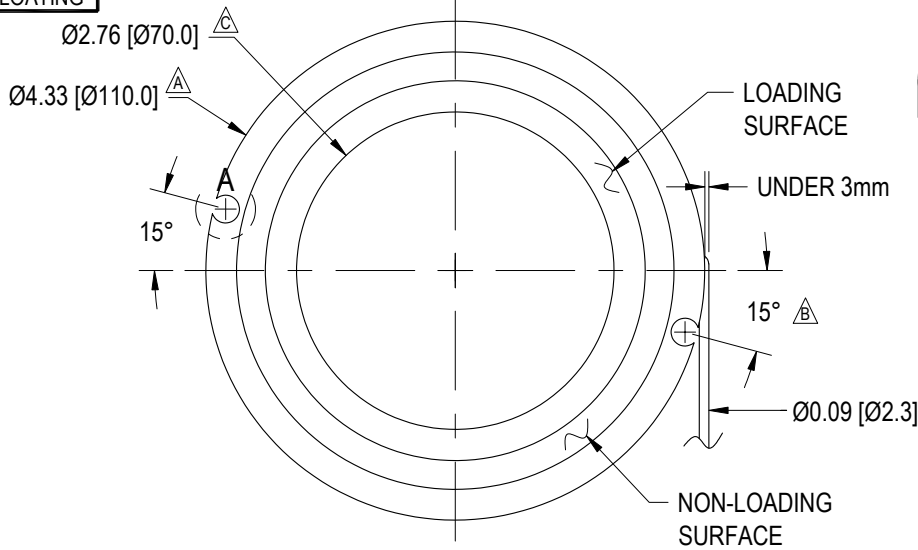
INCH (mm) | R.O.= Rated Output

WIRING CODE

| | | | |
|-------------|-------------|---------|---------|
| +Excitation | -Excitation | +Signal | -Signal |
| RED | BLACK | GREEN | WHITE |

Shield
FLOATING

+ OUTPUT
(COMPRESSION)



SPECIFICATIONS:

| | |
|--|-------------------|
| RATED OUTPUT | 2.5 mV/V nom. |
| △ CAPACITY | 40000 lbs |
| △ SAFE OVERLOAD | NONE |
| ZERO BALANCE | ±3% of R.O. |
| EXCITATION (VDC OR VAC) | 18 MAX |
| BRIDGE RESISTANCE | 350Ω nom |
| NONLINEARITY | ±2% of R.O. |
| NONREPEATABILITY | ±0.5% of R.O. |
| TEMP. SHIFT ZERO | ±0.02% of R.O./°F |
| TEMP. SHIFT SPAN | ±0.02% of LOAD/°F |
| COMPENSATED TEMP. | 60 to 160°F |
| OPERATING TEMP. | 0 to 200°F |
| △ WEIGHT | 0.9 lb |
| MATERIAL | STAINLESS STEEL |
| △ CABLE: #29 Awg 4 Conductor Spiral Shielded Silicone Cable, 10 ft Long | |

NOTE:

WHILE TORQUING BOLTS, HIGH TENSION FORCES WILL OCCUR DURING INSTALLATION, WHICH COULD RESULT IN OVERLOADING THE SENSOR. FUTEK RECOMMENDS CONNECTING SENSOR TO A SYSTEM IN ORDER TO MONITOR THE APPLIED FORCES. FUTEK IS NOT LIABLE OR RESPONSIBLE FOR THE MISHANDLING OF THE SENSOR DURING INSTALLATION.

Via Paolo Uccello 4 - 20148 Milano

Tel +39 02 48 009 757 Fax +39 02 48 002 070

DSPM Industria
sensori & trasduttori

info@dspmindustria.it www.dspmindustria.it

MATERIAL:

—

HEAT TREATMENT - FINISH:

—

OUTLINE DRAWING

STANDARD NOTES: (Unless Otherwise Specified)

- ALL DIMENSIONS ARE IN INCHES
- DRAWING INTERPRETATION DIMS. PER ASME-Y14.5M
- REMOVE BURRS AND BREAK SHARP EDGES .005 - .015
- THREADS PER HANDBOOK H-28
- DIMENSIONS ARE SHOWN AFTER PLATING

ANGLE:
±1/2°

CHAMFER:
±5°

TOLERANCE:
.XX ±.01
.XXX ±.005

3rd ANGLE PROJ.



This drawing is submitted solely for the information and exclusive use of the original addressee. It is not to be divulged in whole or in part, by any firm or individual without written permission from:

FUTEK
ADVANCED SENSOR TECHNOLOGY, INC.

CAGE: 1X8M6

MODEL: QLA238

DWG No.: FO1092

DRAWN BY: H. AU

CHECKED BY: J. VARGAS

APPROVED BY: R. WALKER

DATE: APR. 7, 2005

REVISIONS: (Refer to dwg # revision sheet)

△ 05-10-05

△ 05-13-05

△ 05-19-05

△ 05-26-05