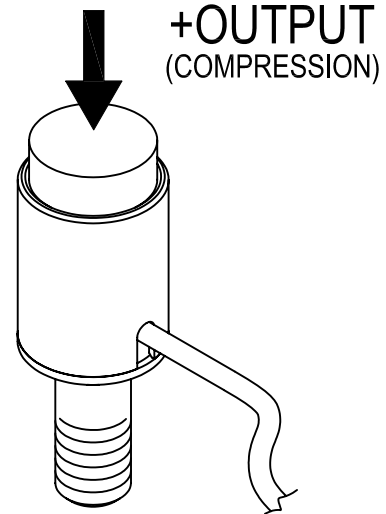
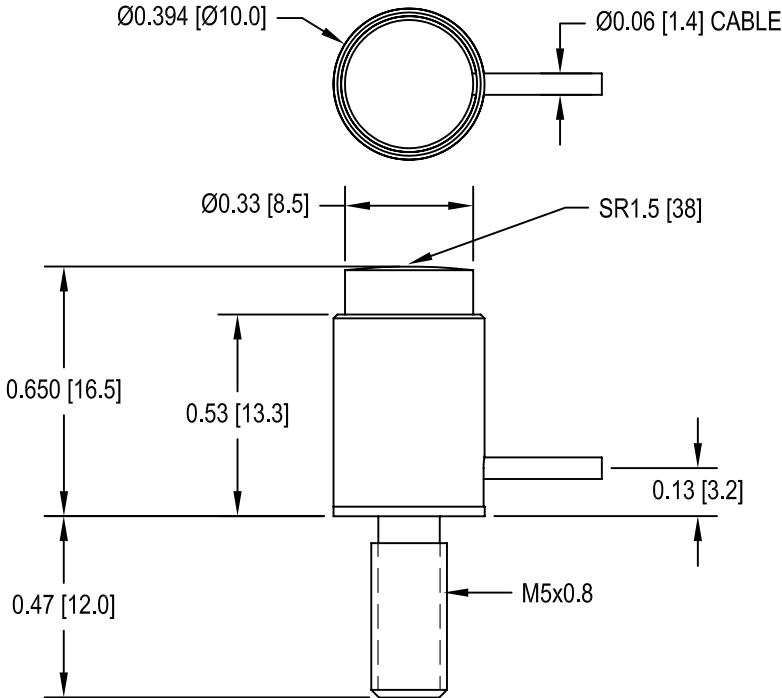


# FUTEK MODEL QLA336 *CUSTOM MINIATURE LOAD COLUMN LOAD CELL WITH MALE THREADED BASE*

ITEM NUMBER: QSH01419

INCH [mm]		R.O.= Rated Output	
WIRING CODE			
+Excitation	-Excitation	+Signal	-Signal
RED	BLACK	GREEN	WHITE
Shield			
GROUNDED			



## SPECIFICATIONS:

RATED OUTPUT	1 mV/V nom.
CAPACITY	500 lb [2224 N]
SAFE OVERLOAD	300% of R.O.
ZERO BALANCE	±2% of R.O.
EXCITATION (VDC OR VAC)	15 MAX
BRIDGE RESISTANCE	350 Ω nom
NONLINEARITY	±2% of R.O.
HYSTERESIS	±1% of R.O.
NONREPEATABILITY	±0.5% of R.O.
TEMP. SHIFT ZERO	±0.02% of R.O./°F (0.036% of R.O./°C)
TEMP. SHIFT SPAN	±0.02% of LOAD/°F (0.036% of LOAD/°C)
COMPENSATED TEMP.	60 to 160°F (15 to 71°C)
OPERATING TEMP.	-40 to 200°F (-40 to 93°C)
MATERIAL	STAINLESS STEEL
CABLE: 34 Awg, 4 Conductor Braided Shielded Cable (non jacketed), 30 ft [9m] Long	

**DSPM Industria\***  
sensori & trasduttori

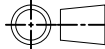
Via Paolo Uccello 4 - 20148 Milano  
Tel +39 02 48 009 757 Fax +39 02 48 002 070  
nfo@dspmindustria.it www.dspmindustria.it

## OUTLINE DRAWING

STANDARD NOTES: (Unless Otherwise Specified)

- ALL DIMENSIONS ARE IN INCHES
- DRAWING INTERPRETATION DIMS. PER ASME-Y14.5M
- REMOVE BURRS AND BREAK SHARP EDGES .005 - .015
- THREADS PER HANDBOOK H-28
- DIMENSIONS ARE SHOWN AFTER PLATING

3rd ANGLE PROJ.



ANGLE:  
±1/2°

CHAMFER:  
±5°

TOLERANCE:  
.X ±0.1  
.XX ±0.01  
.XXX ±0.005

This drawing is submitted solely for the information and exclusive use of the original addressee. It is not to be divulged in whole or in part, by any firm or individual without written permission from:

**FUTEK**  
ADVANCED SENSOR TECHNOLOGY, INC.

**CAGE: 1X8M6**

MODEL: **QLA336**

DWG No.: **FO1270**

DRAWN BY: R. WALKER

CHECKED BY: A.SATA

APPROVED BY: -

DATE: **July 6, 2010**

CUSTOMER APPROVAL-COMPANY

CUSTOMER APPROVAL-NAME /DATE

REVISIONS: (Refer to dwg # revision sheet)

△ -