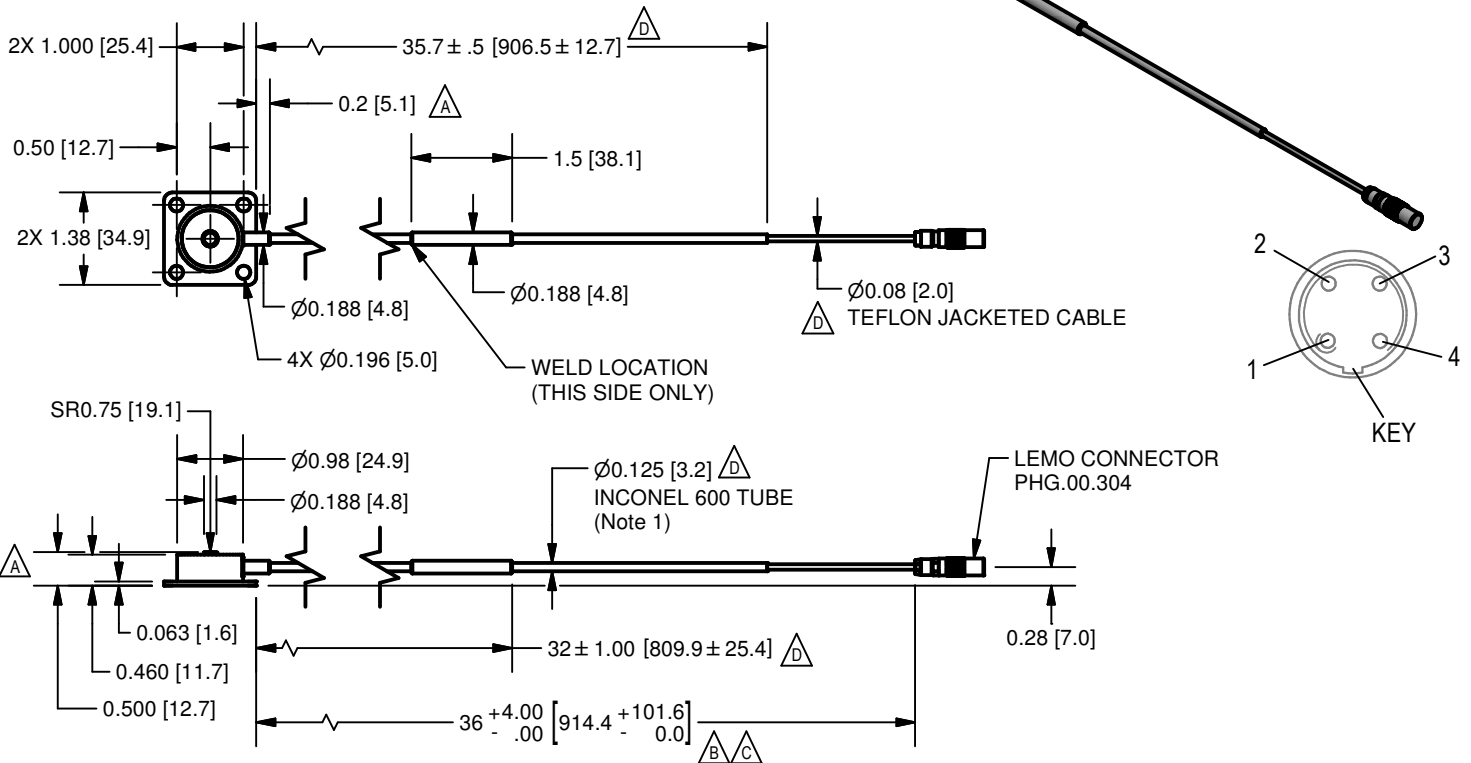
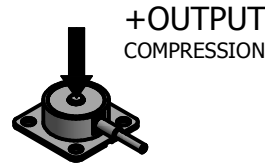


FUTEK MODEL QLA354

Custom Compression Load Cell, 500F Temperature, 1800 psi Case Pressure

ITEM NUMBER: QSH01536

INCH [mm]		R.O.= Rated Output	
WIRING CODE (CC4)			
+Excitation	-Excitation	+Signal	-Signal
PIN 1	PIN 4	PIN 2	PIN 3



SPECIFICATIONS:

RATED OUTPUT	1 mV/V nom.
CAPACITY	100 lb [445 N]
SAFE OVERLOAD	150% of R.O.
ZERO BALANCE	±10 of R.O.
EXCITATION (VDC OR VAC)	15 MAX
BRIDGE RESISTANCE	350 Ω nom
NONLINEARITY	±1 of R.O.
HYSTERESIS	±1 of R.O.
NONREPEATABILITY	±0.5 of R.O.
OPERATING TEMP	60 to 500 °F (16 to 260 °C)
MATERIAL	Flexure- Inconel 718, Tubing- Inconel 600
CABLE: 29 AWG, 4 Conductor Spiral Shielded Teflon Cable with Inconel 600 Sheathing	
Connected to 4 Pin Lemo PHG.00.304 Removable Connector Body	

Notes:
 1) Minimum Bend Radius 0.413 [10.5], Cable Sheathing wall thickness 0.02 [0.5]

DSPM Industria*
 sensori & trasduttori

Via Paolo Uccello, 4 - 20148 Milano
 Tel +39 02 48 009 757 Fax +39 02 48 002 070
 info@dspmindustria.it www.dspmindustria.it



CUSTOMER APPROVAL- COMPANY:

OUTLINE DRAWING

This drawing is submitted solely for the information and exclusive use of the original addressee. It is not to be divulged in whole or in part, by any firm or individual without written permission from:

FUTEK
 ADVANCED SENSOR TECHNOLOGY, INC.

CUSTOMER APPROVAL- NAME / DATE:

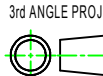
STANDARD NOTES: (Unless Otherwise Specified)

ALL DIMENSIONS ARE IN INCHES
 DRAWING INTERPRETATION DIMS. PER ASME-Y14.5M
 REMOVE BURRS AND BREAK SHARP EDGES .005 - .015
 THREADS PER HANDBOOK H-28
 DIMENSIONS ARE SHOWN AFTER PLATING

ANGLE:
 ± 1/2°

CHAMFER:
 ± 5°

TOLERANCE:
 .X ± 0.1"
 .XX ± 0.01"
 .XXX ± 0.005"



MODEL: **QLA354** DWG No.: **FO1305-D**

DRAWN BY: R. Walker CREATED DATE: 12/1/2011

APPROVED BY: - APPROVED DATE:

CHECKED BY: J. Vargas CAGE: 1X8M6 SHEET: 1 OF 1

REVISIONS: (Refer to dwg # revision sheet)

A	2/21/2012
B	2/24/2012
C	4/02/2012
D	5/21/2012