

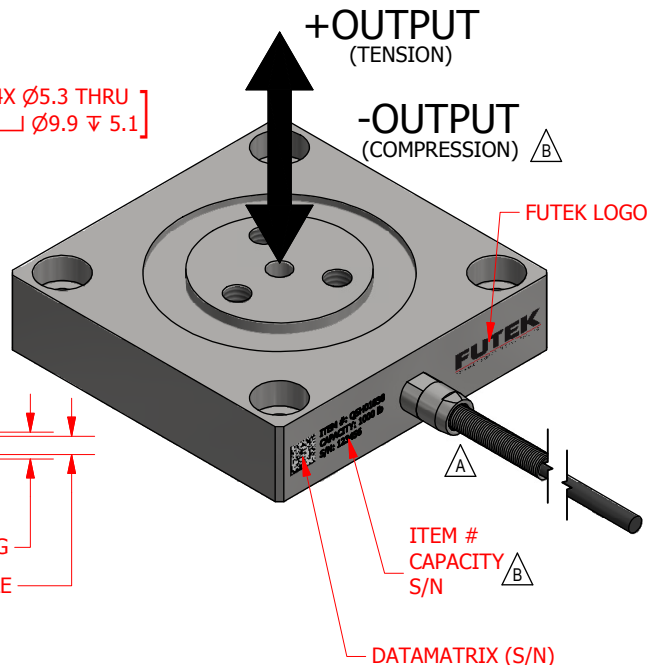
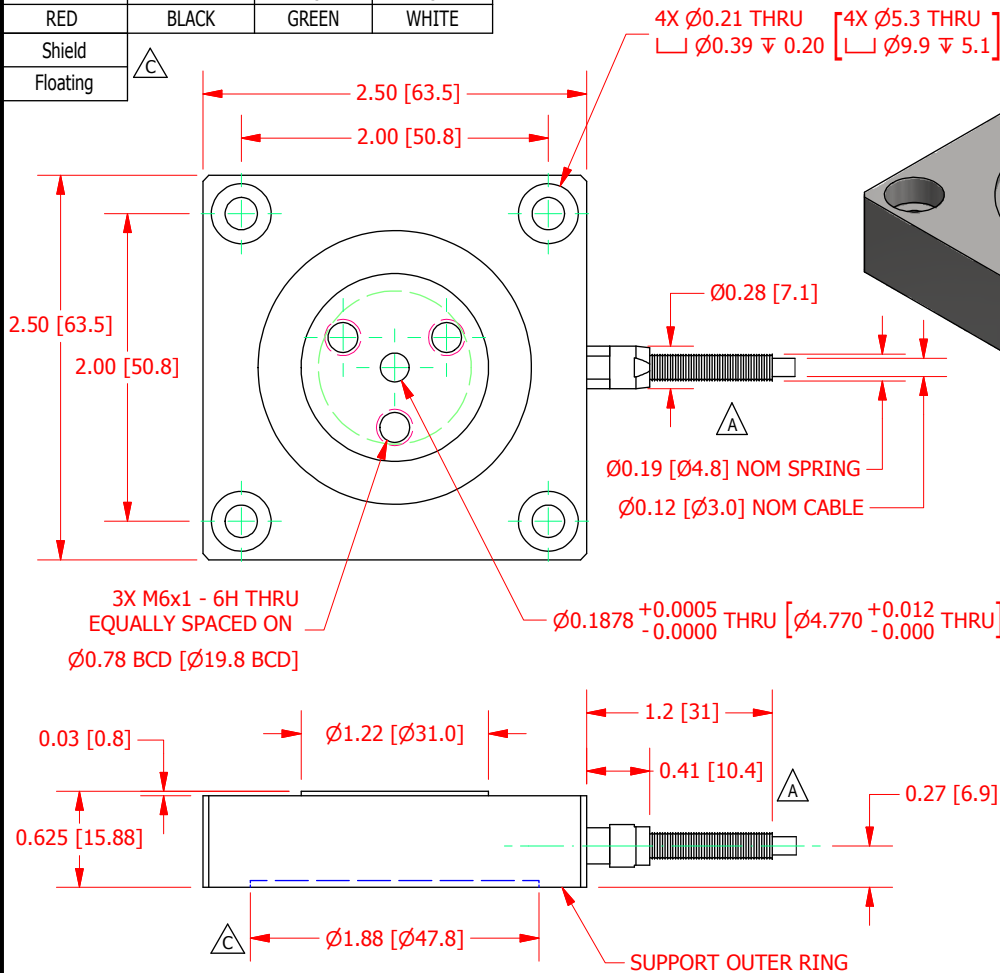
FUTEK MODEL QLA396

CUSTOM SQUARE BODY CENTER FLANGE LOAD CELL

ITEM NUMBER: SEE CHART [△]

INCH [mm] | R.O. = Rated Output

WIRING CODE: WC1 [△]			
+ Excitation	- Excitation	+ Signal	- Signal
RED	BLACK	GREEN	WHITE
Shield			
Floating			



SPECIFICATIONS:

RATED OUTPUT	2 mV/V NOM.
CAPACITY	SEE CHART [△]
SAFE OVERLOAD	150 % of R.O.
ZERO BALANCE	±5% of R.O.
EXCITATION (VDC OR VAC)	15 MAX
BRIDGE RESISTANCE	700 Ω nom.
NONLINEARITY	±1% of R.O.
HYSTERESIS	±1% of R.O.
NONREPEATABILITY	±0.5% of R.O.
TEMP. SHIFT ZERO	±0.01% of R.O./°F (±0.018 of R.O./°C)
TEMP. SHIFT SPAN	±0.01% of LOAD/°F (±0.018 of LOAD/°C)
COMPENSATED TEMP.	70 to 170 °F (21 to 77 °C)
OPERATING TEMP	-60 to 200 °F (-51 to 93 °C)
WEIGHT (approx)	0.83 lb [376.4 g]
MATERIAL	17-4 PH STAINLESS STEEL
CABLE: #28 AWG 4 Conductor Braided Shielded PCV Cable, 10 ft [3 m] Long [△]	

ITEM #	CAPACITY
QSH01838	1000 lb [4440 N]
QSH01970	1500 lb [6670 N]

DSPM Industria*
sensori & trasduttori

Via Paolo Uccello 4 - 20148 Milano
Tel +39 02 48 009 757 Fax +39 02 48 002 070
info@dspmindustria.it www.dspmindustria.it

CUSTOMER APPROVAL- COMPANY:

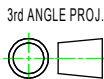
CUSTOMER APPROVAL- NAME / DATE:

REVISIONS: (Refer to dwg # revision sheet)

A	2/1/2016
B	3/17/2016
C	4/26/2018

OUTLINE DRAWING

STANDARD NOTES: (Unless Otherwise Specified)
ALL DIMENSIONS ARE IN INCHES
DRAWING INTERPRETATION DIMS. PER ASME-Y14.5
REMOVE BURRS AND BREAK SHARP EDGES .005 - .015
THREADS PER HANDBOOK H-28
DIMENSIONS ARE SHOWN AFTER PLATING



ANGLE:
± 1/2°

CHAMFER:
± 5°

TOLERANCE:
.X ± 0.1"
.XX ± 0.01"
.XXX ± 0.005"

This drawing is submitted solely for the information and exclusive use of the original addressee. It is not to be divulged in whole or in part, by any firm or individual without written permission from:

FUTEK
ADVANCED SENSOR TECHNOLOGY, INC.

MODEL: QLA396	DWG No.: F01417-C
DRAWN BY: M. LISIAK	CREATED DATE: 1/27/2016
APPROVED BY: R. WALKER	APPROVED DATE: 1/27/2016
CHECKED BY:	CAGE: 1X8M6 SHEET: 1 OF 1