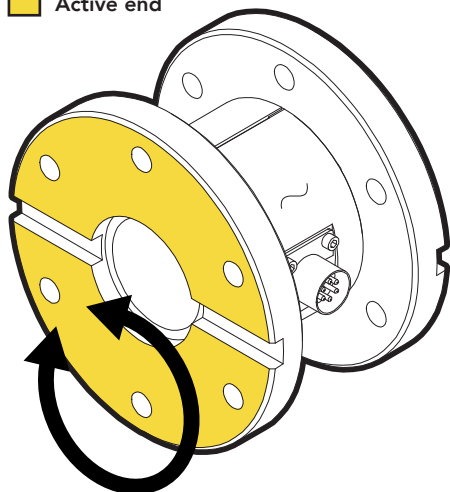




FEATURES

- Easily integrates into OEM applications
- Designed for Torque auditing
- Aluminum & stainless-steel construction
- Strain gauge based

Active end



- Output (CCW)
+ Output (CW)

SPECIFICATIONS

PERFORMANCE

Nonlinearity	±0.2% of RO
Hysteresis	±0.2% of RO
Nonrepeatability	±0.2% of RO

ELECTRICAL

Rated Output (RO)	2 mV/V nom
Excitation (VDC or VAC)	18 max
Bridge Resistance	350 Ohm nom
Connection	6 Pin BENDIX Receptacle (PT02E-10-6P)
Connector Code	CC1T

MECHANICAL

Weight (approximate)	See chart on next page
Safe Overload	150% of RO
Material	Aluminum (Cover) Aluminum (Flexure 2000 in-lb) 17-4 PH stainless steel (Flexure 10000 in-lb)
IP Rating	IP40

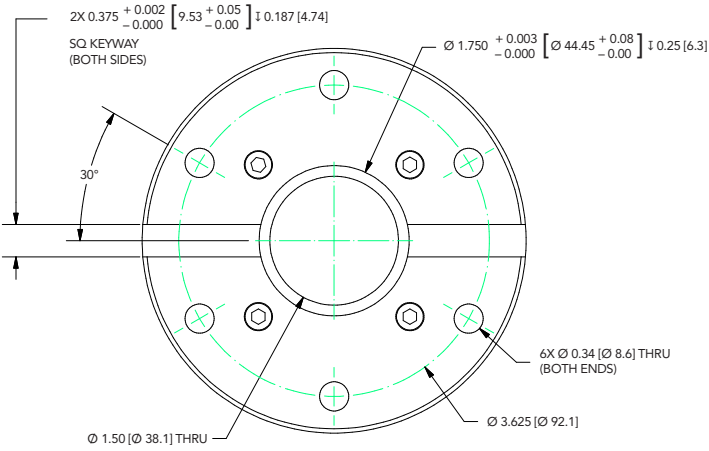
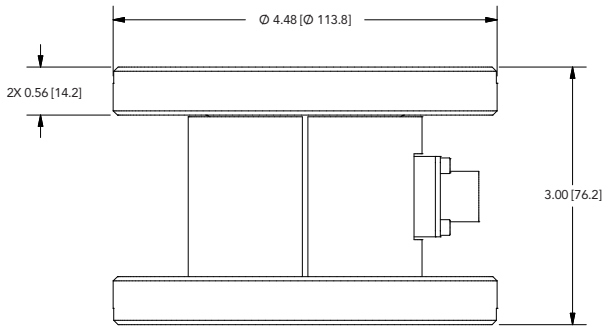
TEMPERATURE

Operating Temperature	-60 to 200°F (-50 to 93°C)
Compensated Temperature	60 to 160°F (15 to 72°C)
Temperature Shift Zero	±0.002% of RO/°F (0.0036% of RO/°C)
Temperature Shift Span	±0.002% of Load/°F (0.0036% of Load/°C)

CALIBRATION

Calibration Test Excitation	10 VDC
Calibration (standard)	5-pt CW
Calibration (available)	5-pt CW & CCW
Shunt Calibration Value	60.4 kOhm

DIMENSIONS inches [mm]



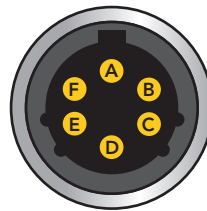
CAPACITIES

ITEM #	in-lb	Nm	Natural Frequency (Hz)	Torsional Stiffness ft-lb/rad	Weight	TEDS Option
FSH04020	2000	225	1600	44500	2 lb [0.9 kg]	
FSH04022	2000	225	1600	44500	2 lb [0.9 kg]	X
FSH04021	10000	1130	2110	218000	5 lb [2.3 kg]	

* FOR LOWER CAPACITIES REFER TO TFF400, TSS400, TDD400, TDF400

BENDIX 6-PIN

PIN	COLOR	DESCRIPTION (CC1)	TEDS DESCRIPTION (CC1T)
A	Red	+ Excitation	+ Excitation
B	Black	- Excitation	- Excitation
C	Green	+ Signal	+ Signal
D	White	- Signal	- Signal
E	Orange	+ Sense	TEDS Data
F	Blue	- Sense	TEDS Ground



Sensor Receptacle View

Drawing Number: F11433-B

FUTEK reserves the right to modify its design and specifications without notice.