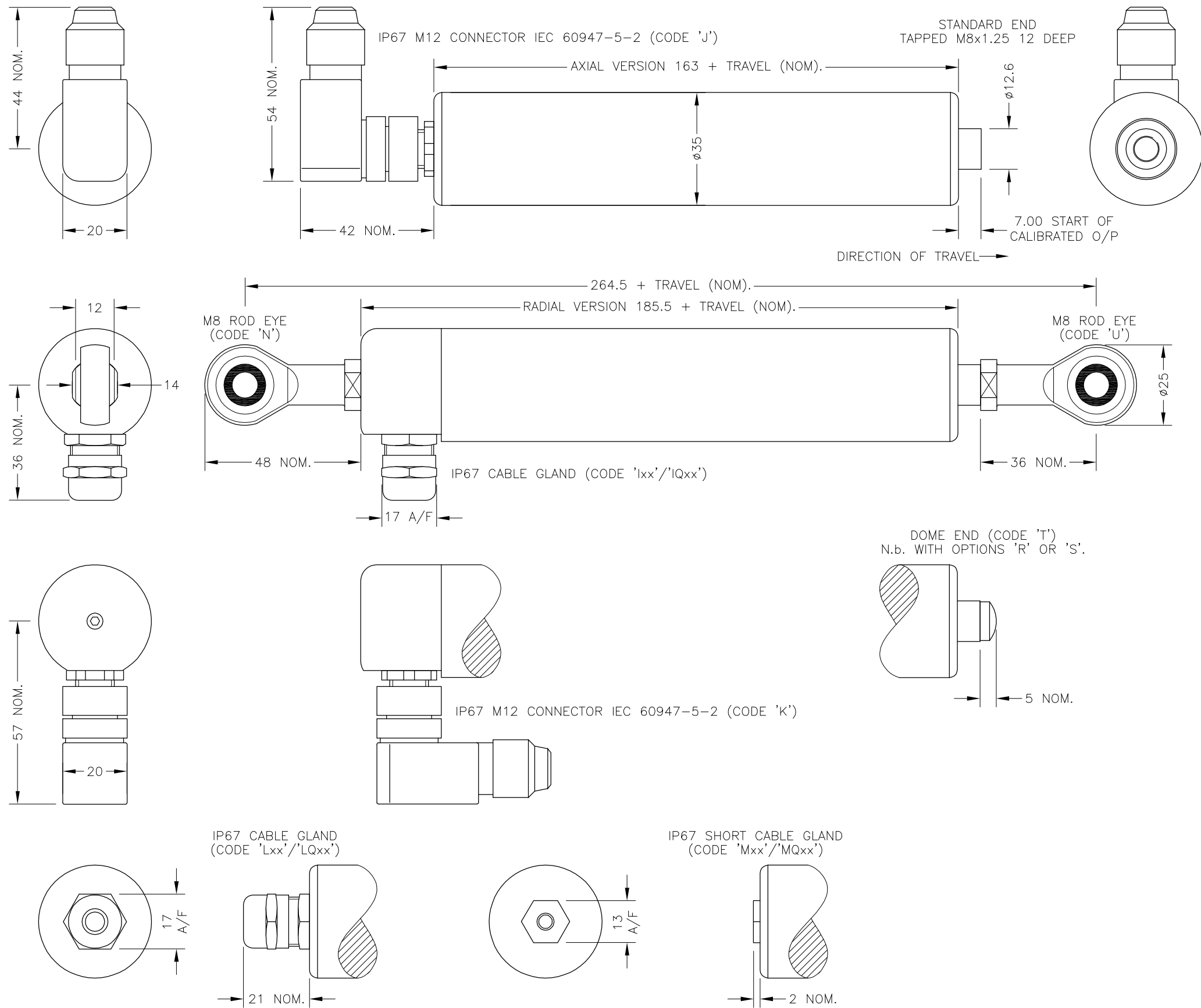


N.b. ROD-EYE ORIENTATION NOT GUARANTEED.

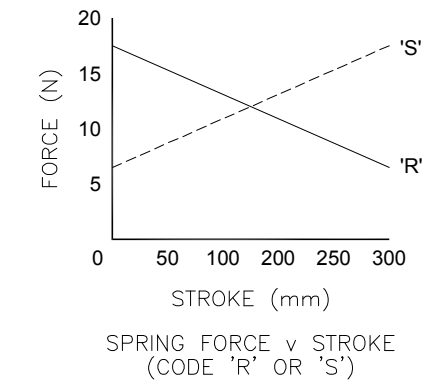


ELECTRICAL OPTIONS/ SPECIFICATIONS

OUTPUT	SUPPLY	
0.5 TO 4.5V RATIOMETRIC	5V	
SUPPLY CURRENT 12mA TYP. 20mA MAX.		
CABLE: 0.2mm ² , O/A SCREEN, PUR JACKET - SUPPLIED WITH 50cm OR REQUIRED LENGTH IN cm (15000cm MAX).		
STANDARD 3-CORE: JACKET Ø4mm BLACK e.g. 'L50'		
OPTIONAL 5-CORE: JACKET Ø4.6mm BLUE e.g. 'LQ50'		
CABLE/CONNECTOR* CONNECTIONS;		
3 CORE	5 CORE	CONNECTOR
RED	RED	:1 +Ve
-	ORG	:1 +SENSE (5-WIRE ONLY)
BLACK	BLACK	:3 0V
-	GRY	:3 -SENSE (5-WIRE ONLY)
WHITE	WHITE	:2 OUTPUT
SCREEN	SCREEN	:4 BODY

*CONNECTORS; MAXIMUM CONDUCTOR CROSS SECTION 0.75mm²
 RANGE OF DISPLACEMENT FROM 0-5mm TO 0-800mm e.g.76, IN INCREMENTS OF 1mm.

BODY MATERIAL: STAINLESS STEEL.
 FURTHER OPTIONS:
 SINGLE PAIR OF BODY CLAMPS 'P'
 TWO PAIRS OF BODY CLAMPS 'P2'
 SPRING RETURN PUSH-ROD, TRAVEL ≤300mm
 RETURN TO EXTENDED POSITION (CODE 'R')
 RETURN TO RETRACTED POSITION (CODE 'S')
 PUSH-ROD FREE (CODE 'V') - NOT AVAILABLE WITH SPRUNG OPTIONS.



NOTE:- READ INSTALLATION SHEET M111-19 FOR FULL INSTRUCTIONS FOR USE.

ATEX / IECEx APPROVED TO
 I/II M1/1GD
 Ex ia IIC T4 Ga (Ta= -40° to +80°C)
 Ex ia IIIC T135°C Da (Ta= -40° to +80°C)
 Ex ia I Ma (Ta= -40° to +80°C)
 Ui 11.4V, li 0.2A, Pi 0.51W

APPROVED FOR USE IN CONJUNCTION WITH A GALVANICALLY ISOLATED BARRIER.


NOTE: APPROVAL ONLY APPLIES AT NORMAL ATMOSPHERIC PRESSURE!

J	OPTIONS 'R' & 'S' OVER TRAVEL DIMS MODIFIED - RAN1030.	PDM
K	RANGE WAS 50-600mm RAN1056	RDS
L	5-CORE OPTION ADDED ~ RAN1102	PDM
M	OPTION 'M' ADDED ~ RAN1166, RANGE NOTE AMENDED ~ RAN1200	PDM



THE PUSH-ROD RETRACTS A FURTHER 4mm NOM. FROM START OF CALIBRATED TRAVEL. STANDARD VERSIONS THE PUSH-ROD EXTENDS A FURTHER 8mm NOM. FROM END OF CALIBRATED TRAVEL, FOR SPRUNG VERSIONS: 'R': 1mm, 'S': 2mm. 'V' CODED PUSH-ROD WILL DEPART SENSOR BODY.

DRAWINGS NOT TO BE CHANGED WITHOUT REFERENCE TO THE CHANGE PROCEDURE. CHANGES TO PARTS USED IN INTRINSICALLY SAFE PRODUCT MUST BE APPROVED BY THE AUTHORISED PERSON. THIS IS AN UNCONTROLLED PRINT AND WILL NOT BE UPDATED.



J	28/07/15	CHECKED BY RDS	X	±0.4
K	9/11/15		X.X	±0.2
L	11/04/17		X.XX	±0.1
M	29/08/17	DESCRIPTION		
		M111 INTRINSICALLY SAFE RUGGED STAND ALONE LINEAR POSITION SENSOR		
SCALE	12.5mm	DRAWING NUMBER	M111-11	REV M
				SHEET 1 OF 1