

ELECTRICAL OPTIONS/ SPECIFICATIONS

OUTPUT	SUPPLY
0.5 TO 4.5V RATIOMETRIC	5V
SUPPLY CURRENT 12mA TYP. 20mA MAX.	

CABLE: 0.2mm², O/A SCREEN, PUR JACKET – SUPPLIED WITH 50cm OR REQUIRED LENGTH IN cm (15000cm MAX).
 STANDARD 3-CORE: JACKET Ø4mm BLACK e.g. 'L50'
 OPTIONAL 5-CORE: JACKET Ø4.6mm BLUE e.g. 'LQ50'

CABLE/CONNECTOR* CONNECTIONS;

3 CORE	5 CORE	CONNECTOR	
RED	RED	:1	+Ve
-	ORG	:1	+SENSE (5-WIRE ONLY)
BLACK	BLACK	:3	0V
-	GRY	:3	-SENSE (5-WIRE ONLY)
WHITE	WHITE	:2	OUTPUT
SCREEN	SCREEN	:4	BODY

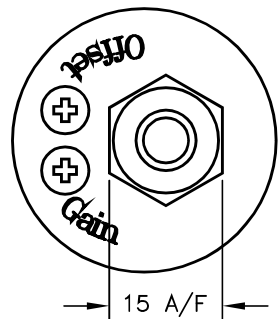
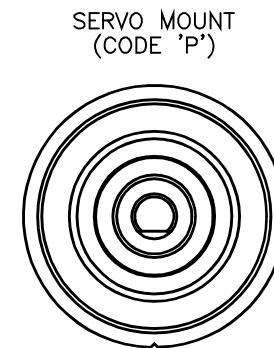
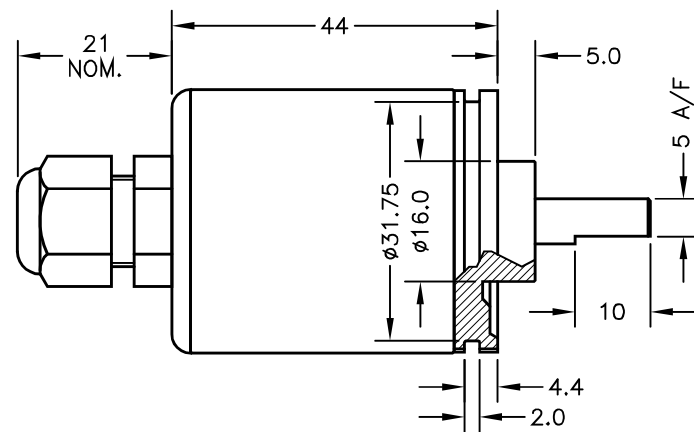
*CONNECTORS; MAXIMUM CONDUCTOR CROSS SECTION 0.75mm²
 RANGE OF DISPLACEMENT FROM 0-5° TO 0-15° e.g.12°, IN INCREMENTS OF 1°.

BODY MATERIAL:- STAINLESS STEEL.
 FLANGE BASE MATERIAL:- STAINLESS STEEL.
 SERVO MOUNT MATERIAL:- STAINLESS STEEL.

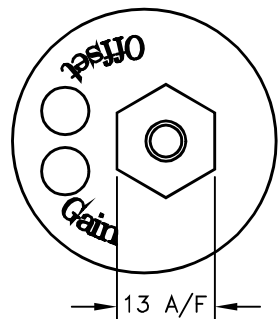
FURTHER OPTIONS:

SPRING RETURN (CODE 'N') AVAILABLE UP TO ±50°
 CALIBRATED OUTPUT, PHYSICAL STOPS ±55°
 NOTE STANDARD DEVICE HAS NO STOPS.

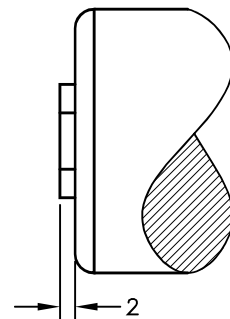
IP67 CABLE GLAND (CODE 'Lxx'/'LQxx')



GAIN AND OFFSET ADJUSTMENTS SEALED (CODE 'Y')



IP67 SHORT CABLE GLAND – AXIAL (CODE 'Mxx'/'MQxx')



NOTE:- READ INSTALLATION SHEET X502-19 FOR FULL INSTRUCTIONS FOR USE.

ATEX / IECEx APPROVED TO
II 1G
Ex ia IIC T4 Ga (Ta= -40° to +80°C)
Ui 11.4V, li 0.2A, Pi 0.51W


APPROVED FOR USE IN CONJUNCTION WITH A GALVANICALLY ISOLATED BARRIER.

NOTE: APPROVAL ONLY APPLIES AT NORMAL ATMOSPHERIC PRESSURE!

E	li 0.2A WAS 0.46A - RAN266	PDM
F	ADDITIONAL DIMS/VIEWS ADDED.	PDM
G	DISP. 5 TO 15° WAS 5 TO 20° RAN442	PDM
H	APPROVAL STANDARDS UPDATED - RAN465.	PDM
J	5-CORE OPTION ADDED ~ RAN1102	PDM
K	RANGE NOTE AMENDED ~ RAN1200	PDM



DRAWINGS NOT TO BE CHANGED WITHOUT REFERENCE TO THE CHANGE PROCEDURE.
 CHANGES TO PARTS USED IN INTRINSICALLY SAFE PRODUCT MUST BE APPROVED BY THE AUTHORISED PERSON
 THIS IS AN UNCONTROLLED PRINT AND WILL NOT BE UPDATED.



E	21/04/10		CHECKED BY	X ±0.4
F	06/07/11		RDS	X.X ±0.2
G	07/11/13			X.XX ±0.1
H	11/03/14	DESCRIPTION		
J	27/04/17	X502 INTRINSICALLY SAFE		
K	11/09/17	SMALL ANGLE ROTARY SENSOR		
SCALE 10mm		DRAWING NUMBER X502-11		REV K
		SHEET 1 OF 1		