

LX-EM

POSITION TRANSDUCER

INSTALLATION GUIDE

SPECIFICATIONS

Model LX-EM is
RoHS Compliant

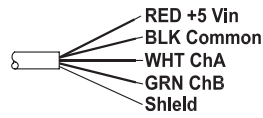
Sensing Device..... Non-contact
Hall Effect Device
Excitation Voltage..... 4.9 TO 28 VDC
Excitation Current..... 50 mA max.
Linearity..... ±0.10% of Full Scale
Repeatability..... ±0.015% of Full Scale
Operating Temperature..... -20°C to 75°C
Storage Temperature..... -40°C to 85°C

INSTALLATION INFORMATION

- Unit mounts on surface shown in **FIG 1**.
- To maximize cable life, align transducer with moving element so that cable exits unit within 2° of vertical (with unit oriented as shown in **FIG 1**).
- Use **Table 1** to determine cable exit location relative to transducer mounting holes.
- Mount unit with two **6-32** or smaller machine screws or two **M3.5** or smaller metric machine screws.
NOTE:
 - Ⓐ Place a flat washer under the head of each screw.
 - Ⓑ Torque **6-32** screws to **5 lb-in** maximum.
 - Ⓒ Torque **M3.5** screws to **0.56 N-m** maximum.

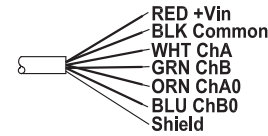
CONNECTIONS

2 CHANNEL WIRING



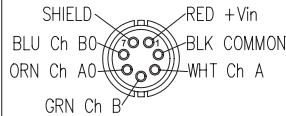
NOTE: Shield is open at transducer

4 CHANNEL WIRING



NOTE: Shield is open at transducer

OPTIONAL CONNECTOR



Viewed from solder side of mating connector.

DIMENSIONAL INFORMATION

FIG 1

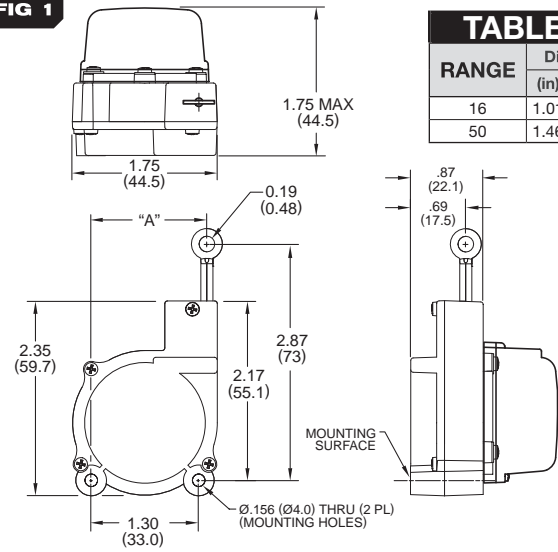


TABLE 1

RANGE	Dim "A"	
	(in)	(mm)
16	1.01	25.7
50	1.46	37.1

Dimensions in brackets are millimeters

OUTPUT TYPE	OUTPUT STAGE	WAVEFORM	CABLE WIRING
4.9 to 28 VDC 2 Channel Quadrature square wave push/pull, 20 mA Max. source/sink	+4.9 to +28 VDC	A B	RED +5 Vin BLK Common WHT ChA GRN ChB Shield
4.9 to 28 VDC 4 Channel Push-Pull Differential Line Drive, current sourcing and current sinking output.	7272 Vout COMMON	A A̅ B B̅	RED +Vin BLK Common WHT ChA GRN ChB ORN ChA0 BLU ChB0 Shield



SENSITIVITY